

KEDIA ADVISORY



DAILY CURRENCY OUTLOOK

- USDINR
- EURINR
- GBPINR
- JPYINR



Kedia Stocks & Commodities Research Pvt. Ltd.

Research Advisory | White Labelling | Digital Marketing



Domestic Currencies

Currency	Expiry	Open	High	Low	Close	% Change
USDINR	26-Apr-24	83.3250	83.3400	83.2725	83.3150	-0.04
USDINR	29-May-24	83.4150	83.4200	83.3525	83.3875	-0.05
EURINR	26-Apr-24	178.2300	178.4150	177.9200	178.0200	0.13
EURINR	29-May-24	178.5400	178.9000	178.3600	178.4150	-0.02
GBPINR	26-Apr-24	207.3950	207.4150	206.8350	207.2950	0.47
GBPINR	29-May-24	208.0000	208.5000	208.0000	208.5000	0.27
JPYINR	26-Apr-24	53.8575	53.8900	53.7600	53.8000	-0.11
JPYINR	29-May-24	54.4450	54.4450	54.3000	54.3225	-0.22

Open Interest Snapshot

Currency	Expiry	% Change	% Oi Change	Oi Status
USDINR	26-Apr-24	-0.04	-22.03	Long Liquidation
USDINR	29-May-24	-0.05	32.85	Fresh Selling
EURINR	26-Apr-24	0.13	-8.50	Short Covering
EURINR	29-May-24	-0.02	4.12	Fresh Selling
GBPINR	26-Apr-24	0.47	-11.04	Short Covering
GBPINR	29-May-24	0.27	-3.33	Short Covering
JPYINR	26-Apr-24	-0.11	-10.38	Long Liquidation
JPYINR	29-May-24	-0.22	5.45	Fresh Selling

Global Indices

Index	Last	%Chg
Nifty	22402.40	0.15
Dow Jones	38460.92	-0.11
NASDAQ	15712.75	0.10
CAC	8091.86	-0.17
FTSE 100	8040.38	-0.06
Nikkei	37768.20	-1.80

International Currencies

Currency	Last	% Change
EURUSD	1.0706	0.06
GBPUSD	1.2462	0.02
USDJPY	155.44	0.12
USDCAD	1.3696	-0.07
USDAUD	1.5371	-0.14
USDCHF	91.44	-0.01

Disclaimer: <http://bit.ly/2ziDavw>



Technical Snapshot



SELL USDINR APR @ 83.35 SL 83.45 TGT 83.25-83.15.

Trading Levels

Expiry	Close	R2	R1	PP	S1	S2
26-Apr-24	83.3150	83.38	83.35	83.31	83.28	83.24
29-May-24	83.3875	83.46	83.43	83.39	83.36	83.32

Observations

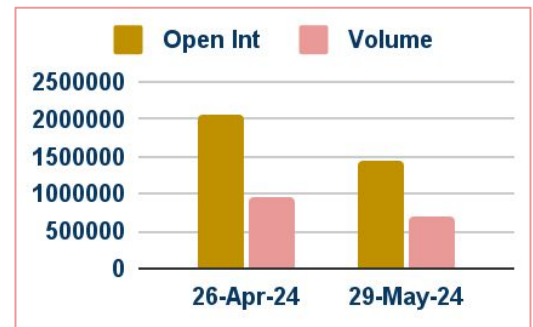
USDINR trading range for the day is 83.24-83.38.

Rupee ended slightly higher amid dollar demand from local oil companies

The HSBC India Services PMI increased to 61.7 in April 2024 from 61.2 a month earlier.

The HSBC India Composite flash PMI rose to 62.2 in April 2024 from a final 61.8 in the prior month.

OI & Volume



Spread

Currency	Spread
USDINR MAY-APR	0.0725

Technical Snapshot



BUY EURINR APR @ 88.85 SL 88.65 TGT 89.05-89.2.

Trading Levels

Expiry	Close	R2	R1	PP	S1	S2
26-Apr-24	178.0200	178.61	178.32	178.12	177.83	177.63
29-May-24	178.4150	179.10	178.76	178.56	178.22	178.02

Observations

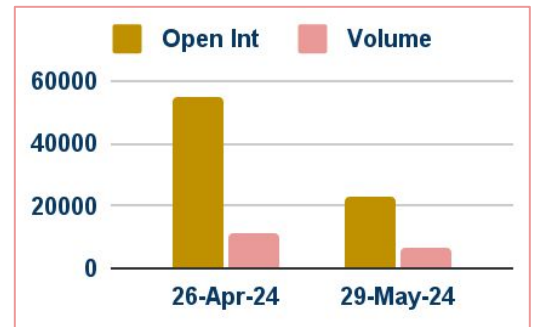
EURINR trading range for the day is 177.63-178.61.

Euro steadied as investors digested stronger-than-expected flash PMI figures from Europe's largest economies.

The latest survey revealed stronger-than-expected output in the bloc during April

The HCOB Eurozone Services PMI reached 52.9 in April 2024, marking an eleven-month high compared to March's 51.5

OI & Volume



Spread

Currency	Spread
EURINR MAY-APR	0.3950

Technical Snapshot



BUY GBPINR APR @ 103.2 SL 103 TGT 103.5-103.8.

Trading Levels

Expiry	Close	R2	R1	PP	S1	S2
26-Apr-24	207.2950	207.76	207.53	207.18	206.95	206.60
29-May-24	208.5000	208.83	208.66	208.33	208.16	207.83

Observations

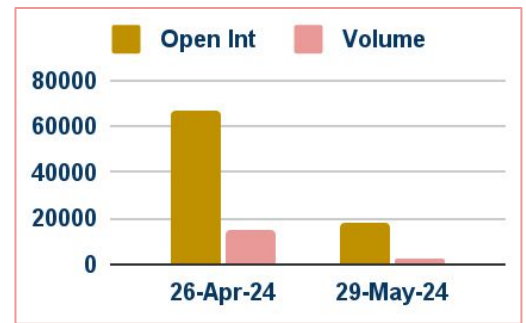
GBPINR trading range for the day is 206.6-207.76.

GBP gains as investors digested solid UK PMI data and assessed the potential impact on monetary policy trajectory.

The latest survey revealed that British business activity expanded in April by the most since May 2023.

Public sector net borrowing, in the UK decreased to £11.9 billion in March 2024 compared to £16.6 billion in the corresponding period last year.

OI & Volume



Spread

Currency	Spread
GBPINR MAY-APR	1.2050

Technical Snapshot



BUY JPYINR APR @ 53.7 SL 53.5 TGT 53.9-54.1.

Trading Levels

Expiry	Close	R2	R1	PP	S1	S2
26-Apr-24	53.8000	53.95	53.88	53.82	53.75	53.69
29-May-24	54.3225	54.50	54.42	54.36	54.28	54.22

Observations

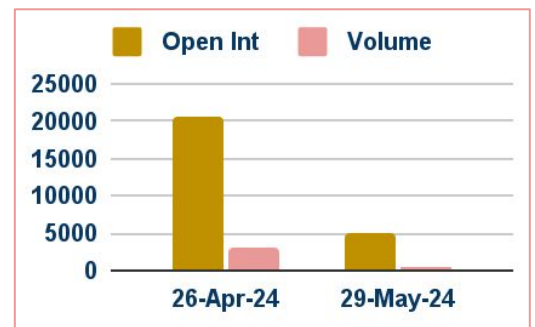
JPYINR trading range for the day is 53.69-53.95.

JPY remained in range as indicated that it is in no rush in terms of policy normalization

The au Jibun Bank flash Japan Services PMI increased to 54.6 in April from a final 54.1 in the previous month

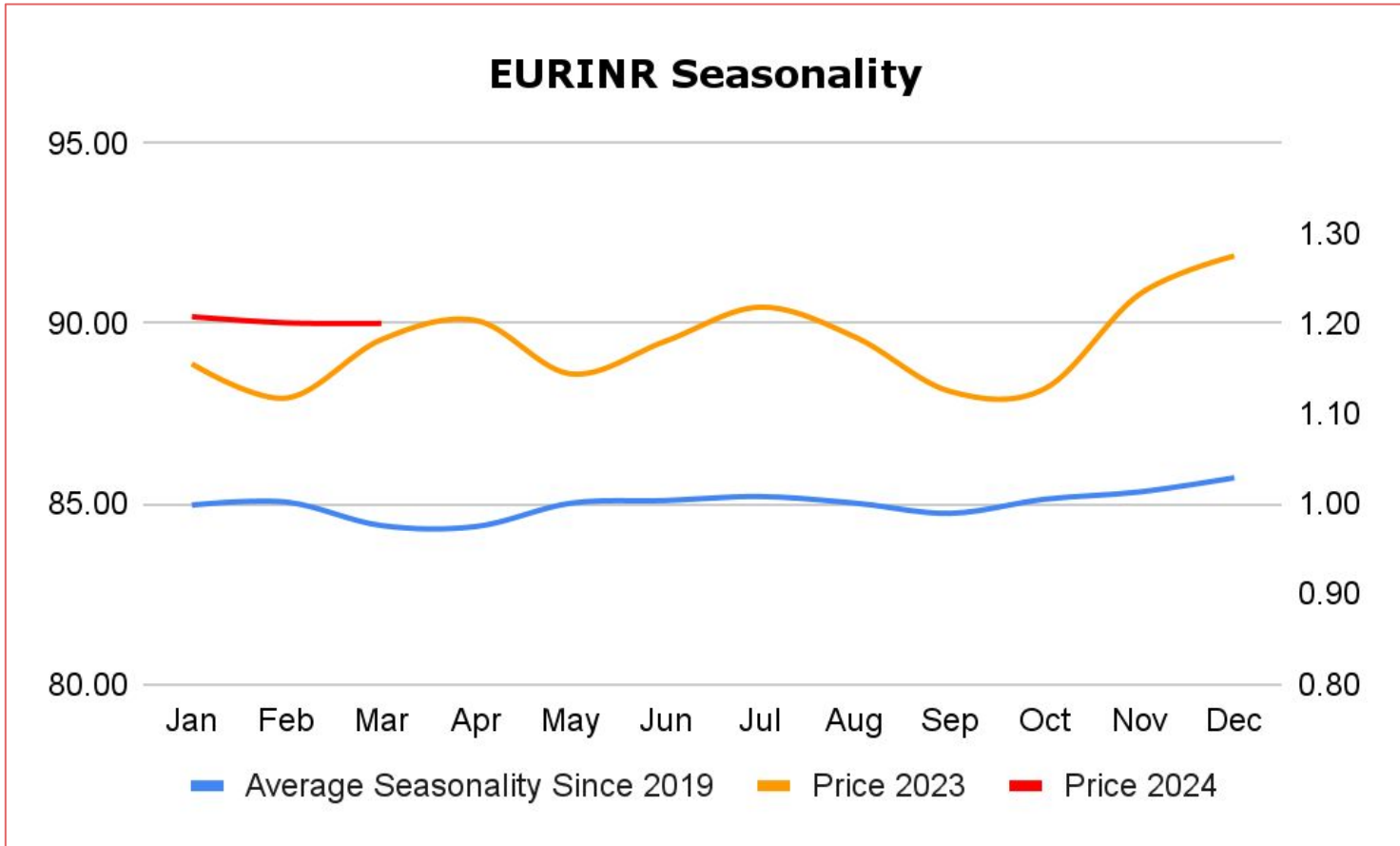
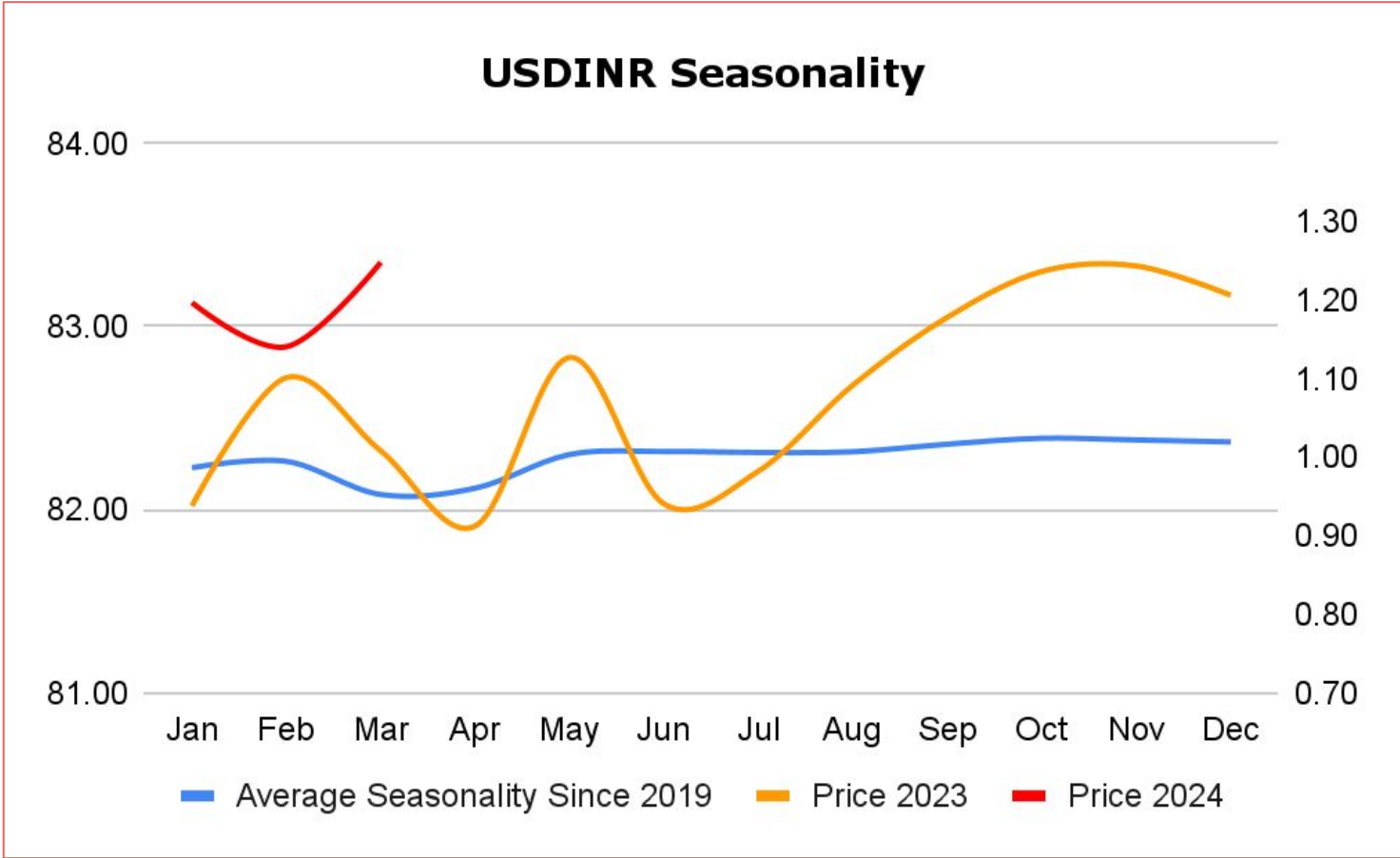
The au Jibun Bank Japan Manufacturing PMI increased to 49.9 in April from 48.2 in the previous month

OI & Volume



Spread

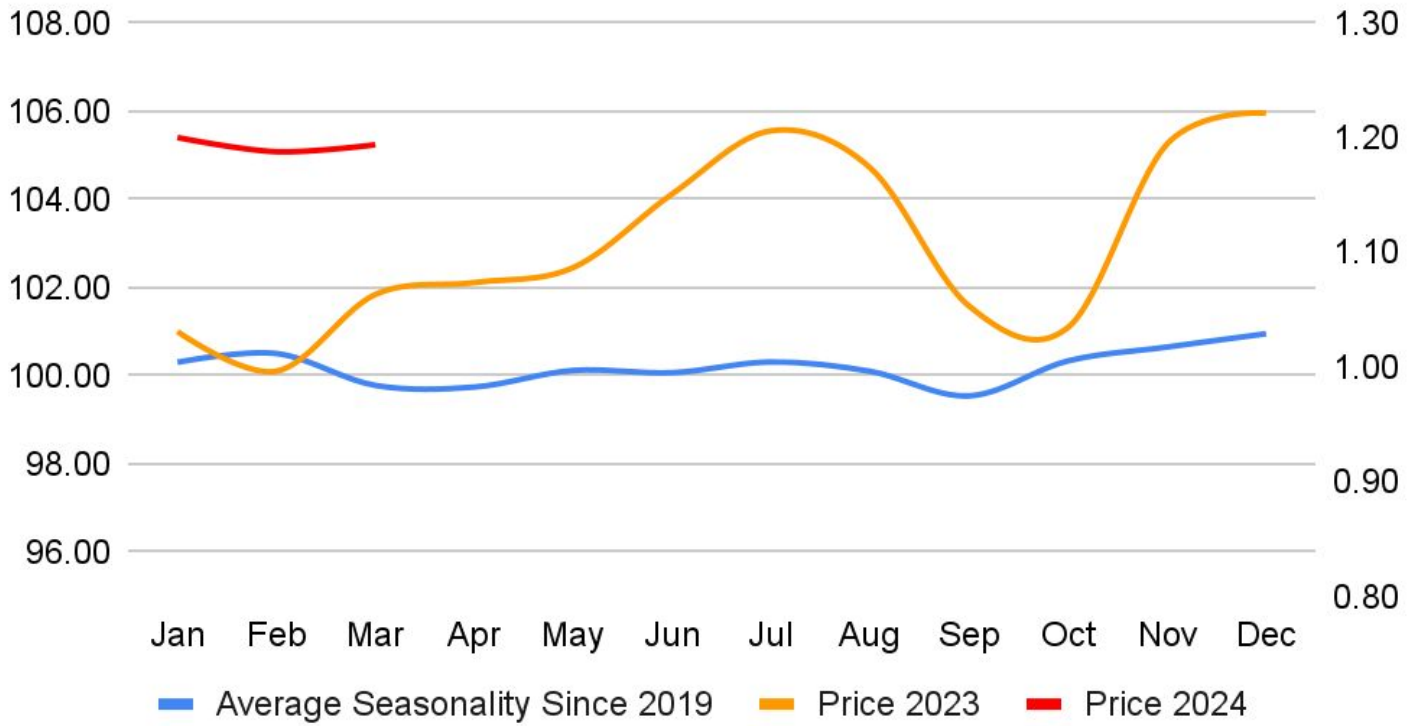
Currency	Spread
JPYINR MAY-APR	0.5225



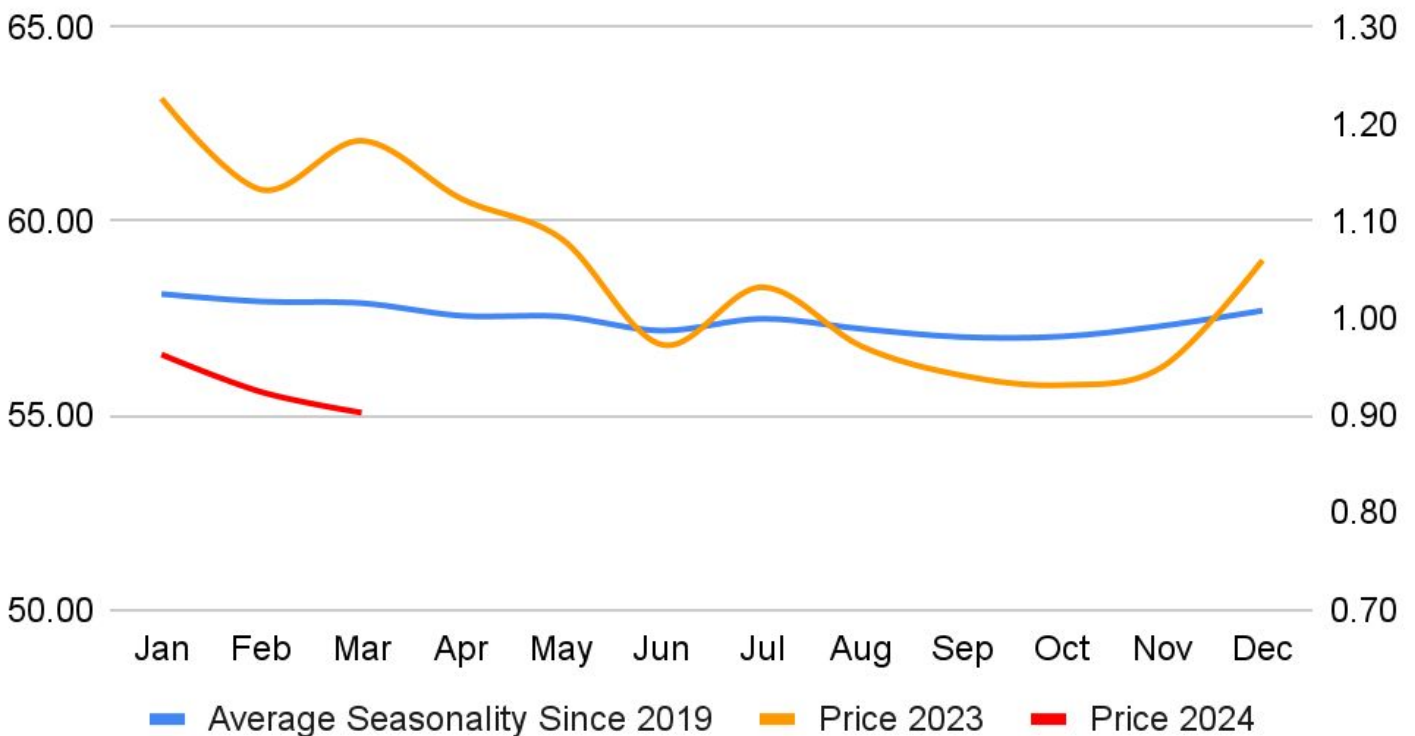
Disclaimer: <http://bit.ly/2ziDaww>



GBPINR Seasonality



JPYINR Seasonality



Disclaimer: <http://bit.ly/2ziDavw>



Economic Data

Date	Curr.	Data	Date	Curr.	Data
Apr 22	EUR	Consumer Confidence	Apr 25	EUR	German GfK Consumer Climate
Apr 23	EUR	French Flash Manufacturing PMI	Apr 25	USD	Advance GDP q/q
Apr 23	EUR	French Flash Services PMI	Apr 25	USD	Unemployment Claims
Apr 23	EUR	German Flash Manufacturing PMI	Apr 25	USD	Advance GDP Price Index q/q
Apr 23	EUR	German Flash Services PMI	Apr 25	USD	Goods Trade Balance
Apr 23	EUR	Flash Manufacturing PMI	Apr 25	USD	Prelim Wholesale Inventories m/m
Apr 23	EUR	Flash Services PMI	Apr 25	USD	Pending Home Sales m/m
Apr 23	USD	Flash Manufacturing PMI	Apr 25	USD	Natural Gas Storage
Apr 23	USD	Flash Services PMI	Apr 26	EUR	M3 Money Supply y/y
Apr 23	USD	New Home Sales	Apr 26	EUR	Private Loans y/y
Apr 24	EUR	German ifo Business Climate	Apr 26	USD	Core PCE Price Index m/m
Apr 24	USD	Core Durable Goods Orders m/m	Apr 26	USD	Personal Income m/m
Apr 24	USD	Durable Goods Orders m/m	Apr 26	USD	Personal Spending m/m
Apr 24	EUR	Belgian NBB Business Climate	Apr 26	USD	Revised UoM Consumer Sentiment
Apr 24	USD	Crude Oil Inventories	Apr 26	USD	Revised UoM Inflation Expectations

News

The HCOB Flash Germany Manufacturing PMI increased to 42.2 in April 2024 from 41.9 in March, slightly below forecasts of 42.8. The reading continues to point to a sharp deterioration in manufacturing business conditions, with incoming orders falling the most in five months and quicker delivery times serving as further evidence of weakening demand. On the other hand, production fell at a slower pace, job shedding eased, factory gate prices fell the most since September 2009 and optimism with respect to future output improved. The HCOB Germany Services PMI rose to 53.3 in April 2024, surpassing market expectations of 50.6 and compared to 50.1 in the preceding month, a preliminary estimate showed. The HCOB Germany Composite PMI rose to 50.5 in April 2024 from 47.7 in the previous month, easily beating market expectations of 48.6, a preliminary estimate showed. The latest reading was above the 50.0 no-change threshold for the first time since June 2023, signaling a modest rate of expansion in private sector business activity, led by a sharp rebound in service sector output. However, manufacturing production continued to contract, although at a slower pace.

The HCOB France Services PMI rose to 50.5 in April 2024 from 48.3 in the previous month, compared to market estimates of 48.9, preliminary estimates showed. The latest reading pointed to the first expansion in services activity since May 2023. The services sector saw an increase in demand for the first time since April 2023, resulting in a slower decline in backlogs of work compared to the previous month. The S&P Global France Manufacturing PMI fell to 44.9 in April 2024, down from 46.2 in the previous month and coming worse than market expectations of 46.9, preliminary estimates showed. It marked the 15th consecutive period of contraction in France's factory activity and the steepest in three months, as new orders dropped to its sharpest pace since January amid reports of deteriorating demand from clients in overseas markets. At the same time, there was an accelerated decline in manufacturing output, and employment also continued to fall. On prices, input costs inflation rose to its highest level since February 2023, driven by higher prices of metal and oil-based products.

This Report is prepared and distributed by Kedia Stocks & Commodities Research Pvt Ltd. Our SEBI REGISTRATION NUMBER - INH000006156. for information purposes only. The recommendations, if any, made herein are expressions of views and/or opinions and should not be deemed or construed to be neither advice for the purpose of purchase or sale through KSCRPL nor any solicitation or offering of any investment /trading opportunity. These information/opinions/ views are not meant to serve as a professional investment guide for the readers. No action is solicited based upon the information provided herein. Recipients of this Report should rely on information/data arising out of their own investigations. Readers are advised to seek independent professional advice and arrive at an informed trading/investment decision before executing any trades or making any investments. This Report has been prepared on the basis of publicly available information, internally developed data and other sources believed by KSCRPL to be reliable. KSCRPL or its directors, employees, affiliates or representatives do not assume any responsibility for or warrant the accuracy, completeness, adequacy and reliability of such information/opinions/ views. While due care has been taken to ensure that the disclosures and opinions given are fair and reasonable, none of the directors, employees, affiliates or representatives of KSCRPL shall be liable for any direct, indirect, special, incidental, consequential, punitive or exemplary damages, including lost profits arising in any way whatsoever from the information/opinions/views contained in this Report. The possession, circulation and/or distribution of this Report may be restricted or regulated in certain jurisdictions by appropriate laws. No action has been or will be taken by KSCRPL in any jurisdiction (other than India), where any action for such purpose (s) is required. Accordingly, this Report shall not be possessed, circulated and/ or distributed in any such country or jurisdiction unless such action is in compliance with all applicable laws and regulations of such country or jurisdiction. KSCRPL requires such a recipient to inform himself about and to observe any restrictions at his own expense, without any liability to KSCRPL. Any dispute arising out of this Report shall be subject to the exclusive jurisdiction of the Courts in India.

KEDIA ADVISORY**KEDIA STOCKS & COMMODITIES RESEARCH PVT LTD****Mumbai, India****SEBI REGISTRATION NUMBER - INH000006156****For more details, please contact: +91 93234 06035 / 96195 51022****Email: info@kediaadvisory.com****Regd.Off.: 1, 2, 3 & 4, 1st Floor, Tulip Bldg, Flower Valley Complex, Khadakpada Circle,
Kalyan-(W), Mumbai-421301**